



knürr
World of control rooms

CONTROL ROOM SOLUTIONS BOOK

2025 / EN-V1

SMALL ELECTRONIC DISTRIBUTORS

149 to 160



Small electronic distributors Strong points

1 The Electronics Mini Distributor Rack extends the basic desk (Knürr Dacobas® and Knürr Elicon®) with additional installation options of electronic components up to 91 mm installation depth in the horizontal pitch raster.

2 Design
The Electronics Mini Distributor Rack is based on an innovative extruded aluminium extrusion. T-slots and screw-in-slots are used for fixing trade standard installation technology. The mini distributor can be fitted at the front with front panel sections. With the side adapter, the mini distributor can be mounted on the Dacobas® and Elicon® workstation systems.

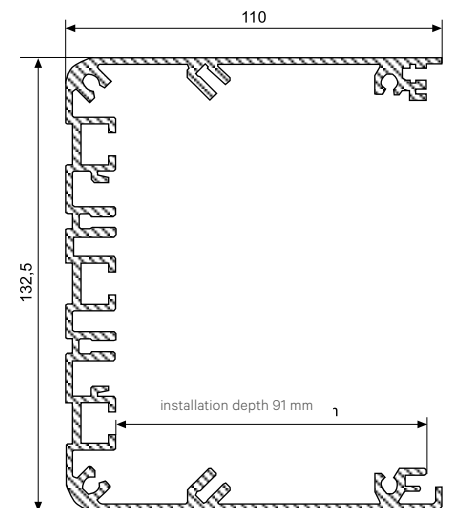
3 Flexibility
Flexible use of the most varied electrical components in screw-in-slots provided for this purpose.

4 Electrical safety
With the antistatic powder-coated aluminium extrusion all discharge processes take place controlled. Electrical safety with front panels earthed with earthing spring strips. Separation of data and power carrying cables with cable separator.

- **Reduced installation time**
 - Pre-wiring of electrical components through to complex complete wiring.
 - Innovative plug technology reduces the 4-way bolting to 2 screw connections per horizontal pitch.



1



2

RAP00133



3

EAP20076



4

EAP20039

Dimensions in mm: W = Width
H = Height
D = Depth
h = Installation height
d = Useful depth
L = Length

HU = Standard height unit, 1 HU = 44.45 mm
HP = Horizontal pitch
OU = Office unit
19" = 482.6 mm, (ideal for 19" components in acc. with DIN 41494)
UP = Unit of packaging

Conversion: 1 inch = 25.4 mm

Replace „x“ with the number of your color choice

Mini Distributor

For Knürr Dacobas® System tables

- Extruded aluminium mini distributor, powder-coated, antistatic texture
 - T-slots and screw channels are used to mount trade standard installation technology.
 - Front mounting of standardised 3 HU front panel sections
 - Side adapter for mounting on the Knürr Dacobas® Electronic Workstation
- **Material / Finish**
 - Extruded aluminium, antistatic powder-coated texture, RAL 7035, light-grey
 - Adapter: sheet steel, antistatic powder-coated texture, RAL 7035, light-grey

- **Attention!**
 - To ensure protection against electric shock, empty sections must be covered with front panel sections.
- **Supply schedule**
 - 1 mini distributor
 - 2 mounting adapters
 - 1 mounting instructions
 - Mounting material

W	HP	Order no.	UP
830	147	01.321.152.1	1 unit
1030	189	01.321.153.1	1 unit
1230	231	01.321.154.1	1 unit
1430	266	01.321.155.1	1 unit
1630	308	01.321.156.1	1 unit
1830	350	01.321.157.1	1 unit
2030	385	01.321.158.1	1 unit



EAP20013

Mini Distributor

For Knürr Elicon® Classic workstations

- Extruded aluminium mini distributor, powder-coated, antistatic texture
 - T-slots and screw channels are used to mount trade standard installation technology
 - Front mounting of standardised 3 HU front panel sections
 - Side adapter for mounting on the Knürr Elicon® workstation system
- **Material / Finish**
 - Extruded aluminium, antistatic powder-coated texture, RAL 7035, light-grey
 - Adapter: sheet steel, antistatic powder-coated texture, RAL 7035, light-grey

- **Attention!**
 - To ensure protection against electric shock, empty sections must be covered with front panel sections.
- **Supply schedule**
 - 1 mini distributor
 - 2 mounting adapters
 - 1 mounting instructions
 - Mounting material

W	HP	Order no.	UP
800	147	04.211.000.1	1 unit
1200	224	04.211.001.1	1 unit
1600	301	04.211.002.1	1 unit
1800	343	04.211.003.1	1 unit
2000	378	04.211.004.1	1 unit



EAP20013

Safety Mains Supply, 230V or 400V

- Combi ON-OFF switch with integrated signal light
 - Optimal user protection with fault current circuit breaker and emergency STOP switch
 - By activating the emergency STOP switch, all devices in the superstructure are turned off
 - In addition to this workstation emergency STOP function, a floating break contact for looping into a room emergency STOP function is also provided.
- Technical data**
- Input voltage**
- 230 VAC, $\pm 10\%$, max. 16A with 230V version, 400 VAC, $\pm 10\%$, max. 16A with 400V version
- Switch**
- Combi ON-OFF switch with integrated signal light
- Emergency STOP**
- Workstation emergency STOP built in
 - Room emergency STOP prepared
- Room emergency STOP**
- Floating break contact, switching capacity 230 VAC/6A
- RCCB safety switch**
- Nom. current 25A, fault current 30 mA
- Mains supply safety switch**
- With 230 V: 2-pole nom. current, 16 A with 400 V: 3 pole nom. current 16 A Trip characteristic type C
- Material / Finish**
- Front panel: aluminium plate, 2.5 mm, painted RAL 7035 light-grey, smooth



RAP20081

W	HP	HU	Model	Order no.	UP
213.02	42	3	Type 230 V, for mini distributor	04.211.052.1	1 unit
319.36	63	3	Type 400 V, for mini distributor	04.211.053.1	1 unit

Emergency STOP

- Emergency STOP switch with turn to re-set feature, 230 V, 6 A
 - By activating the emergency STOP switch, all devices in the superstructure are turned off
 - In addition to this workstation emergency STOP function, a floating break contact for looping into a room emergency STOP function is also provided.
- Switching capacity 230 VAC/6 A
- Material / Finish**
- Front panel: aluminium plate, 2.5 mm, painted RAL 7035 light-grey, smooth

W	HP	HU	Model	Order no.	UP
70.78	14	3	For mini distributor	04.211.043.1	1 unit



RAP20072

Dimensions in mm: W = Width
H = Height
D = Depth
h = Installation height
d = Useful depth
L = Length

HU = Standard height unit, 1 HU = 44.45 mm
HP = Horizontal pitch
OU = Office unit
19" = 482.6 mm, (ideal for 19" components in acc. with DIN 41494)
UP = Unit of packaging

Conversion: 1 inch = 25.4 mm

Replace „x“ with the number of your color choice

Mains Fuse Protection RCCB/CB 230 V

- Optimal user and equipment protection with fault current circuit breaker
 - With integrated circuit breaker
- **Technical data**
 - Input voltage**
 - 230 VAC, $\pm 10\%$, max. 16A
 - Nominal current**
 - 16 A, fault current, 30 mA
 - 2-pole
 - Trip characteristic, type B
 - **Material / Finish**
 - Front panel: aluminium plate, 2.5 mm, painted RAL 7035 light-grey, smooth

W	HP	HU	Model	Order no.	UP
70.78	14	3	For mini distributor	04.211.042.1	1 unit



RAP20079

RCCB Safety Switch

- Optimal user and equipment protection with fault current circuit breaker
- **Technical data**
 - Nominal current**
 - 25 A,
 - Fault current**
 - 30 mA
 - 2-pole
 - **Material / Finish**
 - Front panel: aluminium plate, 2.5 mm, painted RAL 7035 light-grey, smooth

W	HP	HU	Model	Order no.	UP
70.78	14	3	For mini distributor	04.211.040.1	1 unit



RAP20080

Circuit Breaker

- **Technical data**
 - See below table for different versions
- **Material / Finish**
 - Front panel: aluminium plate, 2.5 mm, painted RAL 7035 light-grey, smooth

W	HP	HU	Model	Order no.	UP
35.22	7	3	Circuit Breaker 1x16A Type C	04.211.041.1	1 unit
70.78	14	3	Circuit Breaker 2x16A Type B	04.211.089.1	1 unit



RAP20073

Light Switch 0/1

- **Technical data**
 - 2x16 A 250 V ~ (lit)
- **Material / Finish**
 - Front panel: aluminium plate, 2.5 mm, painted RAL 7035 light-grey, smooth

W	HP	HU	Model	Order no.	UP
35.22	7	3	For mini distributor	04.211.044.1	1 unit



RAP20070

Power Supply Module, Protective Contact Sockets

- Power supply field with two or four protective contact sockets for supplying mains operated devices and users
 - Power supply field with three protective contact sockets for supplying mains operated devices and users
 - Three safety terminals 4mm L1, N, PE
- **Technical data**
 - Input voltage**
 - 230 VAC
 - Output voltage**
 - 230 VAC in total 16 A
 - **Material / Finish**
 - Front panel: aluminium plate, 2.5 mm, painted RAL 7035 light-grey, smooth

W	HP	HU	Model	Order no.	UP
106.34	21	3	2x Schuko	04.211.045.1	1 unit
213.02	42	3	4x Schuko	04.211.046.1	1 unit
213.02	42	3	3x Schuko + safety terminals	04.211.084.1	1 unit
35.22	7	3	16A1~, safety terminals, L N PE	04.211.085.1	1 unit
106.68	21	3	16A3~, safety terminals, L1-3 N PE	04.211.086.1	1 unit



RAP20077



RAP200025

Dimensions in mm: W = Width
H = Height
D = Depth
h = Installation height
d = Useful depth
L = Length

Conversion: 1 inch = 25,4 mm

HU = Standard height unit, 1 HU = 44,45 mm
HP = Horizontal pitch
OU = Office unit
19"= 482,6 mm, (ideal for 19" components in acc. with DIN 41494)
UP = Unit of packaging
Replace „x“ with the number of your color choice

Power Supply Field, French Sockets

- Power supply field with two French sockets (UTE) for supplying mains operated devices and consumers

- Technical data**

- Input voltage**

- 230 VAC

- Output voltage**

- 230 VAC
in total 16 A

- Material / Finish**

- Front panel: aluminium plate, 2.5 mm, painted RAL 7035 light-grey, smooth

W	HP	HU	Model	Order no.	UP
106.34	21	3	2 x UTE	04.211.047.1	1 unit
213.02	42	3	3 x UTE + safety terminals L N PE	06.101.091.1	1 unit



RAP20071

Power Supply Field, Swiss Sockets

- Power supply field with two Swiss sockets for supplying mains operated devices and users

- Output voltage**

- 230 VAC
in total 10 A

- Material / Finish**

- Front panel: aluminium plate, 2.5 mm, painted RAL 7035 light-grey, smooth

- Technical data**

- Input voltage**

- 230 VAC

W	HP	HU	Model	Order no.	UP
106.34	21	3	For mini distributor	04.211.048.1	1 unit



RAP20069

Power Supply Module, C13

- Technical data**

- 3 Euro sockets, IEC 60320 C13, 10 A
- Incl. fine-wire fuse 10 A

- Material / Finish**

- Front panel: aluminium plate, 2.5 mm, painted RAL 7035 light-grey, smooth

W	HP	HU	Model	Order no.	UP
70.78	14	3	For mini distributor	04.211.049.1	1 unit



RAP20078

Power Supply Module CEE

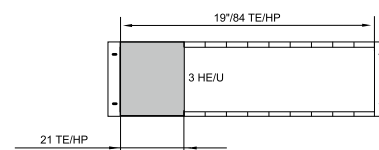
- Module with one cepex panel mounted CEE receptacle that supplies power to one or three phase appliances. Receptacles have a spring loaded lid and offer IP44. Receptacle protrudes 33mm from mounting plate. comes with 4 screws. Accepts lead wires of a cross section of 1.5 - 4mm² for 16A versions and 2.5 - 6mm² for 32A versions.
- Material / Finish**
 - Front panel: aluminium plate, 2.5 mm, painted RAL 7035 light-grey, smooth
- Technical data**
 - 19"-cassette**
 - 3 HU, 21 HP
 - Adapter connector**
 - screw-type terminals
 - Input voltage**
 - 230/400V AC
 - 50/60Hz
 - Environmental temperature range**
 - 0-40°C

W	HP	HU	Model	Order no.	UP
106.68	21	3	CEE receptacle, 5 pole, 400V 32A	04.211.080.1	1 unit
106.68	21	3	CEE receptacle, 5 pole, 400V 16A	04.211.081.1	1 unit
106.68	21	3	CEE receptacle, 3 pole, 230V 32A	04.211.082.1	1 unit
106.68	21	3	CEE receptacle, 3 pole, 230V 16A	04.211.083.1	1 unit



Sim. to picture.

RAP00093



RAP00068

ESD Module

- Technical data**
 - See below table for different versions
- Material / Finish**
 - Front panel: aluminium plate, 2.5 mm, painted RAL 7035 light-grey, smooth

W	HP	HU	Model	Order no.	UP
35.22	7	3	Pole terminal 4mm, inverted, 1 MΩ	04.211.051.1	1 unit
35.22	7	3	Pole terminal 4mm, PE	04.211.087.1	1 unit



RAP20076

Dimensions in mm: W = Width
H = Height
D = Depth
h = Installation height
d = Useful depth
L = Length

HU = Standard height unit, 1 HU = 44.45 mm
HP = Horizontal pitch
OU = Office unit
19" = 482.6 mm, (ideal for 19" components in acc. with DIN 41494)
UP = Unit of packaging
Replace „x“ with the number of your color choice

Conversion: 1 inch = 25,4 mm

Ad On Module Compressed Air

- Compressed air supply module for tools, pneumatic assemblies, experiments etc.
 - Holds up to 1.6MPa (16 bar/230psi)
 - 1/8" self sealing connector
- Material / Finish**
 - Front panel: aluminium plate, 2.5 mm, painted RAL 7035 light-grey, smooth
 - Technical data**
 - 1 Connector 1/6"
 - Max. pressure 1.6MPa (16bar/230psi)
 - For dry air only

W	H	T	HU	Model	Order no.	UP
70.78			14	Typ PN 10/3	04.211.096.1	1 unit



Sim. to picture.

Add On Modules Video, IP, USB

- Technical data**
 - See below table for different versions
- Material / Finish**
 - Front panel: aluminium plate, 2.5 mm, painted RAL 7035 light-grey, smooth

W	HP	HU	Model	Order no.	UP
35.22	7	3	2x RJ 45 Cat6, shielded	04.211.050.1	1 unit
70.78	14	3	Key switch, 1 NO/NC	04.211.088.1	1 unit
35.22	7	3	1x RS232 female/female + 1x D-SUB Gender Changer	04.211.090.1	1 unit
35.22	7	3	2x VGA female	04.211.091.1	2 units
70.78	14	3	1x HDMI female/female type A	04.211.092.1	1 unit
35.22	7	3	2x BNC female 75 Ω	04.211.093.1	2 units
35.22	7	3	3x USB type A or B	04.211.094.1	3 units



Sim. to picture.

RAP20075

Front Panel Sections

- For covering free front areas
- Material / Finish**
 - Aluminium plate, 2.5 mm, painted RAL 7035 light-grey, smooth

W	HP	HU	Model	Order no.	UP
35.22	7	3	For mini distributor	04.211.055.1	1 unit
70.78	14	3	For mini distributor	04.211.056.1	1 unit
106.34	21	3	For mini distributor	04.211.057.1	1 unit
213.02	42	3	For mini distributor	04.211.058.1	1 unit

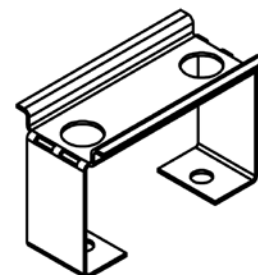


RAP20074

Mounting Rail

- For mounting DIN rail components of the installation technology, such as fuses, terminals, relays, etc.
- "Snap-in" mounting of DIN rail components
- Technical data**
 - Width: 70 mm
- Material / Finish**
 - Sheet steel, zinc-passivated

W	H	D	Order no.	UP
70			04.211.106.1	1 unit



Dimensions in mm: W = Width
H = Height
D = Depth
h = Installation height
d = Useful depth
L = Length

HU = Standard height unit, 1 HU = 44.45 mm
HP = Horizontal pitch
OU = Office unit
19" = 482.6 mm, (ideal for 19" components in acc. with DIN 41494)
UP = Unit of packaging

Conversion: 1 inch = 25.4 mm

Replace „x“ with the number of your color choice

Cable Separator

- For separating data and network cables
- **Technical data**
 - Width: 60 mm
- **Material / Finish**
 - Sheet steel, zinc-passivated

W	H	D	Order no.	UP
60			04.211.105.1	4 units

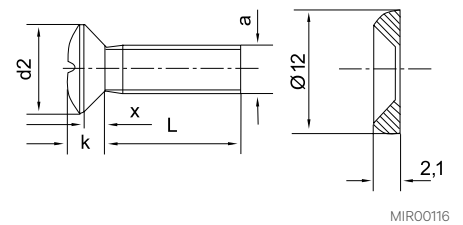


EAP20022

Mounting Components Phillips head screw with cup washer

- For use with spring nut in T-slot
- For mounting front panels
- **Supply schedule**
 - 1 set of 50 pair with rosettes

W	H	D	Thread	Order no.	UP
			M5x12	05.041.203.9	50 units
			M6x14	05.041.204.9	50 units

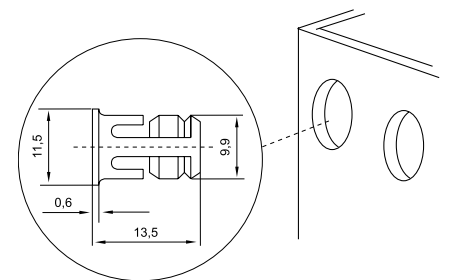


MIRO0116

Mounting Components Fixing nut, M6

- For using in the Knürr Rapomos® 19" extrusion
- Quick and easy mounting without tools
- **Material**
 - Steel, yellow chrome-plated
- **Supply schedule**
 - 1 set of 20 units

W	H	D	Thread	Order no.	UP
			M6	04.209.021.9	20 units



RAP00190

ESD Components Static-Safety-Set

- Complies with DIN EN 100 015 and VDE 0104
- Includes the basic components required for equipping a workstation for electrostatic protection
- **Technical data**
 - Surface resistance in accordance with EN 100 015 $10^7 \Omega$
 - Connection contacts: press studs, 4.5 mm
- **Supply schedule**
 - Floor mat, 1200x1800 mm, wheelchair compatible
 - Desk mat 600x900 mm, heat-resistant up to 500°C
 - Earth armband, variable adjusting, 1 M Ω protective resistance on the armband side
 - Earth cable, 1.5 m with connection



SAM00346

	Model	Order no.	UP
	Static-Safety-Set	01.346.010.9	1 unit
	ESD desk mat 600x900x2	01.346.036.3	1 unit
	ESD Floor mat 1200x1800x2,5	01.346.035.3	1 unit

ESD grounding kit

- ESD grounding wire assembly
- Complete with connection button and Schuko/UTE plug for a quick and safe grounding of any console

	Model	Order no.	UP
	ESD grounding wire	04.271.070.9	1 unit

ESD Textile Wristband hypoallergenic

- **Wristband**
 - Highly elastic, washable (40°), skin-sensitive textile fabric
- **Spiral cable**
 - (Length, 1.3 m) With protective resistance (1 M Ω), ensures a safe connection for the desk mat (press studs, 4.0 mm and 4.5 mm)
- **Supply schedule**
 - 1 wrist connection armband
 - 1 spiral cable

	Order no.	UP
	01.346.033.9	1 unit



DAC00064



DAC00065



STANDARD WARRANTY

12 months statutory warranty within the scope of the published General Terms and Conditions.
<https://www.knuerr.com/en/imprint-privacy-policy>

Service Benefits:

- Helpdesk availability during regular office hours
- Spare parts after return for repair by Knürr
- On-site exchange and repair on request



ESSENTIAL CARE

Warranty extension to **24 months** per console table.
Statutory warranty within the scope of the published General Terms and Conditions.
<https://www.knuerr.com/en/imprint-privacy-policy>

Service Benefits:

- Helpdesk availability during regular office hours
- Spare parts free of charge in advance
- On-site replacement and repair by agreement



FULL CARE

Warranty extension to **5 years** per console table.
<https://www.knuerr.com/en/imprint-privacy-policy>

Service Benefits:

- Helpdesk Availability during regular office hours
- On-site replacement and repair by agreement
- Preventive service: Annual maintenance by Knürr
 - System diagnosis and software update if necessary
 - Check of the entire lifting mechanism
 - Check of all cables and plug connections of the console table
 - Replacement of defective components within the scope of intended use
 - Creation of a maintenance protocol

Ergonomically designed products and solutions from a single source

Knürr is worldwide known as competent and reliable partner for holistic control room solutions and mobile equipment carrier. The ergonomically designed products are internationally in use and convince in demanding 24h-Mission-Critical Control Room environment of multiple industrial sectors.

Learn more about Knürr solutions and services
at www.knuerr.com

Knürr GmbH
Mariakirchener Straße 38
94424 Arnstorf
Germany
T +49 8723 28 0
F +49 8723 28 138
info@knuerr.com
www.knuerr.com



knürr
World of control rooms