




knürr
World of control rooms

CONTROL ROOM SOLUTIONS BOOK

2026 / EN-V1

19" TECHNOLOGY

161 to 187



Knürr Dacobas® 19" Cabinets Strong points

1 Ergonomic locking lever for secure access control

1 Closed top cover, top cover with openings for fan trays or cable entry from above

3 Easily removable and lockable side panels (Key locks on demand)

4 Maximum flexibility grace to adjustable 19" profiles (340 mm - 790 mm in steps of 25 mm)

5 Integrated HU markings show equipment's position in the rack

6 Preperforated cover panels allow for cable entry or closed bottom as required

7 Slot for quick changeable filter cassette

8 Heavy duty twin castors for 300 kg mobile load rating

9 Heavy duty levelling feet for 1000 kg static load rating




1




2



3



4



5



6



• More advantages:

- Fits seamlessly into a line of Dacobas consoles
- Choose from aluminium T-slot or steel square hole 19"-profiles
- Integrated electrical grounding concept according to VDE 0100
- Knürr T-Slots on all profiles allows to add accessories virtually anywhere
- Doors:
Tempered Safety Glass for protection and visual access
Perforated for best aeration
Plain steel door for best protection
- Loads of accessories



7



8



9

Knürr Dacobas® 19" Cabinets for Components in Accordance with DIN EN 60297-3

Technical data

Material / Finish

- Cabinet extrusions: extruded aluminium, powder-coated texture
- 19" Extrusions: extruded aluminium (T-Slot) or 1,5 mm Sheetsteel square holes
- Top cover, covers and rear door: sheet steel, powder-coated texture
- Top cover and base frame: sheet steel, powder-coated texture, RAL 7021 dark grey
- Plate feet: plastic

External dimensions

Cabinet W600:

- Width 570 (600) mm
- Depth 870 (900) mm
- Height 1298 mm - 2187 mm

Cabinet W800:

- Width 770 (800) mm
- Depth 870 (900) mm
- Height 1298 mm - 2187 mm

Color

Final digit of order number .1:

- Top cover, covers and rear door: RAL 7035, light-grey
- Cabinet extrusions: RAL 5008 grey blue

Final digit of order number .9:

- Top cover, covers and rear door: RAL 7035, light-grey
- Cabinet extrusions: RAL 7021 dark grey

Tests

- Earth, VDE 0100
- Upgrade capability in accordance with protection rating IP 40

Configuration

- Stationary with levelling feet
- Mobile on double castors

Note

- 2 Cabinets can be optionally linked-up via 2 daco posts or directly linked via 1 daco post. With direct linking, the internal side panels are not used.

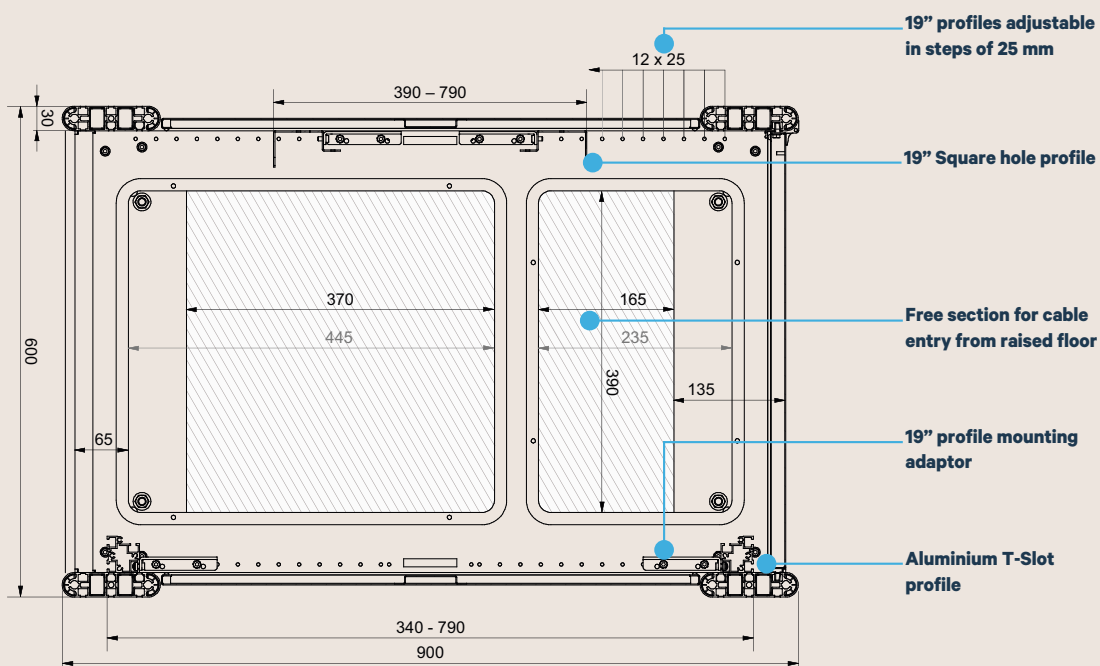
How supplied

- Fully assembled

Knürr Dacobas®-19"-Rack – W600

19" Options

- Accepts equipment according to EIA-310 respectively DIN EN 60297-3
- Front and rear 19" profiles are depth adjustable in steps of 25mm
- Selectively with levelling feet or swivel castors
- Lockable doors with perforation, tempered safety glass or plain
- Ships by default with aluminum T-slot 19"-profiles, also available with steel square hole 19"-profiles
- 4 x 19"-profiles with HU marking for easy installation of equipment
- Removable top cover and side panels
- Doors can be changed from left to right hand opening
- Max. load: 1000 kg (1to) static, 300 kg mobile



Knürr Dacobas® 19" Cabinet Type B, Width 600 mm Without front door, D 870 mm

- With fixed 19" mounting on the front and rear for DIN EN 60297-3 compliant components
- Installation of slot-in runners, drawers, pull-out shelves and cable management equipment
- Flexible installation of equipment with T-Slot System
- **Load Rating (static)**
 - 1000 kg with levelling feet
 - 300 kg in mobile version

Color

Final digit of order number .1:

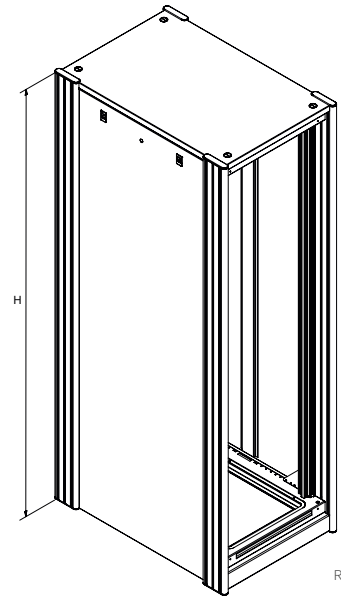
- Top cover, covers and rear door: RAL 7035, light-grey
- Cabinet extrusions: RAL 5008 grey blue

Final digit of order number .9:

- Top cover, covers and rear door: RAL 7035, light-grey
- Cabinet extrusions: RAL 7021 dark grey

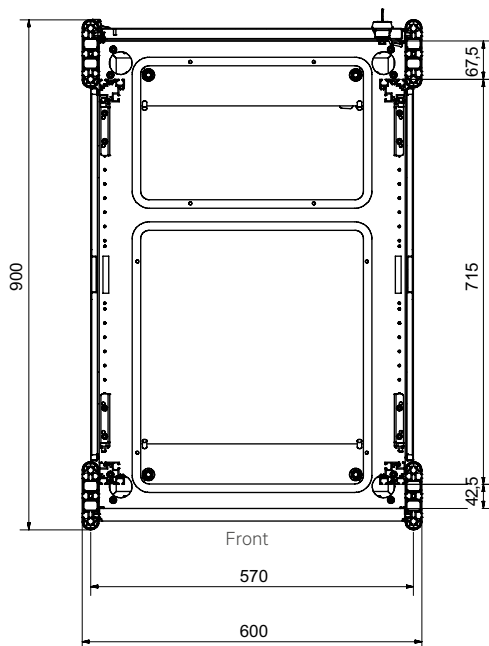
Supply schedule

- 1 Basic rack with 4 Dacobas Profiles
- 4 19" T-Slot profiles with HU marking
- 2 side panels (removable)
- 1 Top cover, closed
- 1 Rear door, closed, sheet steel, with handle and locking set
- 4 levelling feet (stationary version)
- 4 double castors, 2x swivel castors and 2x fixed castors (for mobile version)
- 1 Earthing set (VDE 100)



RAC20004

W	H	D	HU/U	h	d	kg	Model	Order-no.	UP
600	1298	870	24	1070	715	69	Stationary	01.331.000.x	1 unit
600	1431	870	27	1203,3	715	72	Stationary	01.331.001.x	1 unit
600	1565	870	30	1336,7	715	76	Stationary	01.331.002.x	1 unit
600	1698	870	33	1470	715	82	Stationary	01.331.003.x	1 unit
600	1831	870	36	1603,4	715	84	Stationary	01.331.004.x	1 unit
600	1965	870	39	1736,7	715	88	Stationary	01.331.005.x	1 unit
600	2187	870	44	1959	715	95	Stationary	01.331.006.x	1 unit
600	1298	870	24	1070	715	69	Mobile	01.331.010.x	1 unit
600	1431	870	27	1203,3	715	72	Mobile	01.331.011.x	1 unit
600	1565	870	30	1336,7	715	76	Mobile	01.331.012.x	1 unit
600	1698	870	33	1470	715	82	Mobile	01.331.013.x	1 unit
600	1831	870	36	1603,4	715	84	Mobile	01.331.014.x	1 unit
600	1965	870	39	1736,7	715	88	Mobile	01.331.015.x	1 unit
600	2187	870	44	1959	715	95	Mobile	01.331.016.x	1 unit



RAC20006

Knürr Dacobas® 19" Cabinet Type B, Width 600 mm With front door

- With fixed 19" mounting on the front and rear for DIN EN 60297-3 compliant components
- Installation of slot-in runners, drawers, pull-out shelves and cable management equipment.
- Flexible installation of equipment with T-Slot System
- Jumpering space at front: 65mm (to door)
- **Load Rating (static)**
 - 1000 kg with levelling feet
 - 300 kg in mobile version

Color

Final digit of order number 1:

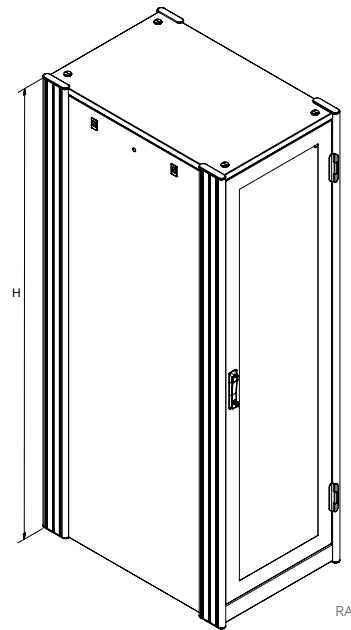
- Top cover, covers and rear door: RAL 7035, light-grey
- Cabinet extrusions: RAL 5008 grey blue

Final digit of order number 9:

- Top cover, covers and rear door: RAL 7035, light-grey
- Cabinet extrusions: RAL 7021 dark grey

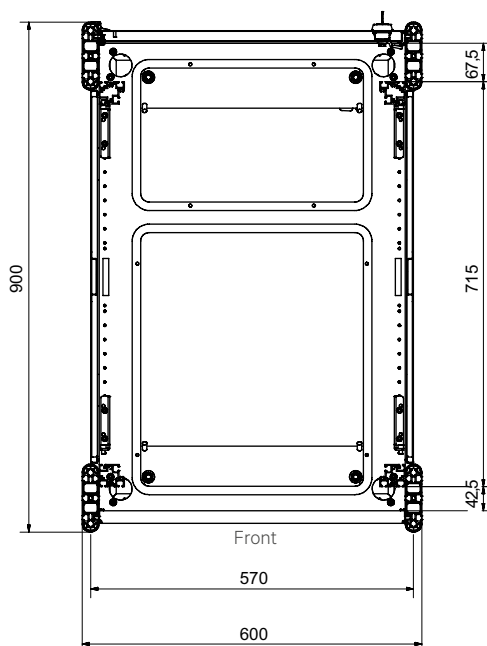
Supply schedule

- 1 Basic rack with 4 Dacobas Profiles
- 4 19" T-Slot profiles with HU marking
- 2 side panels (removable)
- 1 Top cover, closed
- 1 Glass front-door with handle and locking set
- 1 Rear door, closed, sheet steel, with handle and locking set
- 4 levelling feet (stationary version)
- 4 double castors, 2x swivel castors and 2x fixed castors (for mobile version)
- 1 Earthing set (VDE 100)



RAC20005

W	H	D	HU/U	h	d	kg	Model	Order-no.	UP
600	1298	870	24	1070	715	75,5	Stationary	01.331.040.x	1 unit
600	1431	870	27	1203,3	715	79,5	Stationary	01.331.041.x	1 unit
600	1565	870	30	1336,7	715	84	Stationary	01.331.042.x	1 unit
600	1698	870	33	1470	715	90,5	Stationary	01.331.043.x	1 unit
600	1831	870	36	1603,4	715	93,5	Stationary	01.331.044.x	1 unit
600	1965	870	39	1736,7	715	98	Stationary	01.331.045.x	1 unit
600	2187	870	44	1959	715	106	Stationary	01.331.046.x	1 unit
600	1298	870	24	1070	715	75,5	Mobile	01.331.050.x	1 unit
600	1431	870	27	1203,3	715	79,5	Mobile	01.331.051.x	1 unit
600	1565	870	30	1336,7	715	84	Mobile	01.331.052.x	1 unit
600	1698	870	33	1470	715	90,5	Mobile	01.331.053.x	1 unit
600	1831	870	36	1603,4	715	93,5	Mobile	01.331.054.x	1 unit
600	1965	870	39	1736,7	715	98	Mobile	01.331.055.x	1 unit
600	2187	870	44	1959	715	106	Mobile	01.331.056.x	1 unit



RAC20006

Dimensions in mm: W = Width
H = Height
D = Depth
h = Installation height
d = Useful depth
L = Length

HU = Standard height unit, 1 HU = 44,45 mm
19" = 482,6 mm,
UP = Unit of packaging

Conversion: 1 inch = 25,4 mm
Replace „x“ with the number of your color choice

Knürr Dacobas® 19" Cabinet Type C, Width 600 mm Without front door, D 870 mm

- With fixed 19" mounting on the front and rear for DIN EN 60297-3 compliant components
- Installation of slot-in runners, drawers, pull-out shelves and cable management equipment
- Flexible installation of equipment with T-Slot System

• Load Rating (static)

- 1000 kg with levelling feet
- 300 kg in mobile version

• Color

Final digit of order number .1:

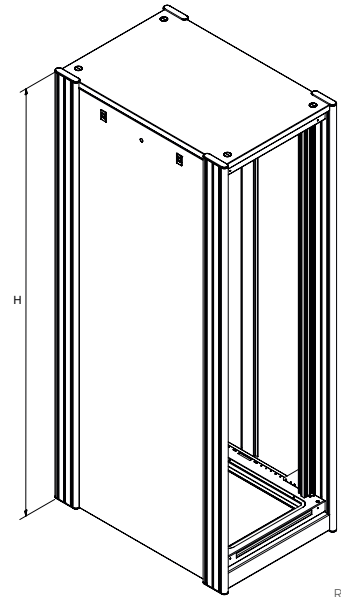
- Top cover, covers and rear door: RAL 7035, light-grey
- Cabinet extrusions: RAL 5008 grey blue

Final digit of order number .9:

- Top cover, covers and rear door: RAL 7035, light-grey
- Cabinet extrusions: RAL 7021 dark grey

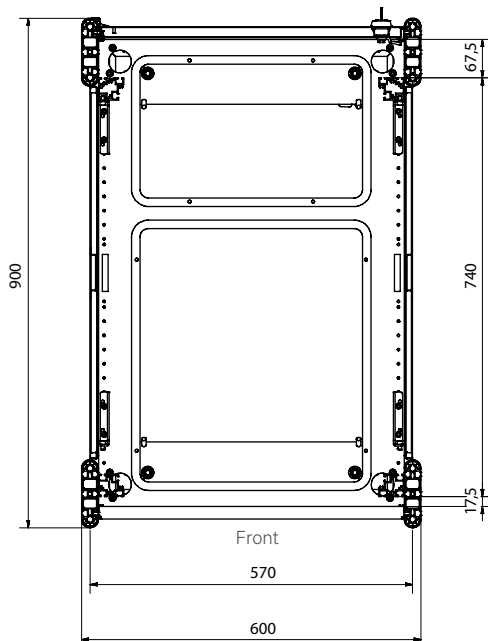
• Supply schedule

- 1 Basic rack with 4 Dacobas Profiles
- 4 19" T-Slot profiles with HU marking
- 2 side panels (removable)
- 1 Top cover, closed
- 1 Rear door, closed, sheet steel, with handle and locking set
- 4 levelling feet (stationary version)
- 4 double castors, 2x swivel castors and 2x fixed castors (for mobile version)
- 1 Earthing set (VDE 100)



RAC20004

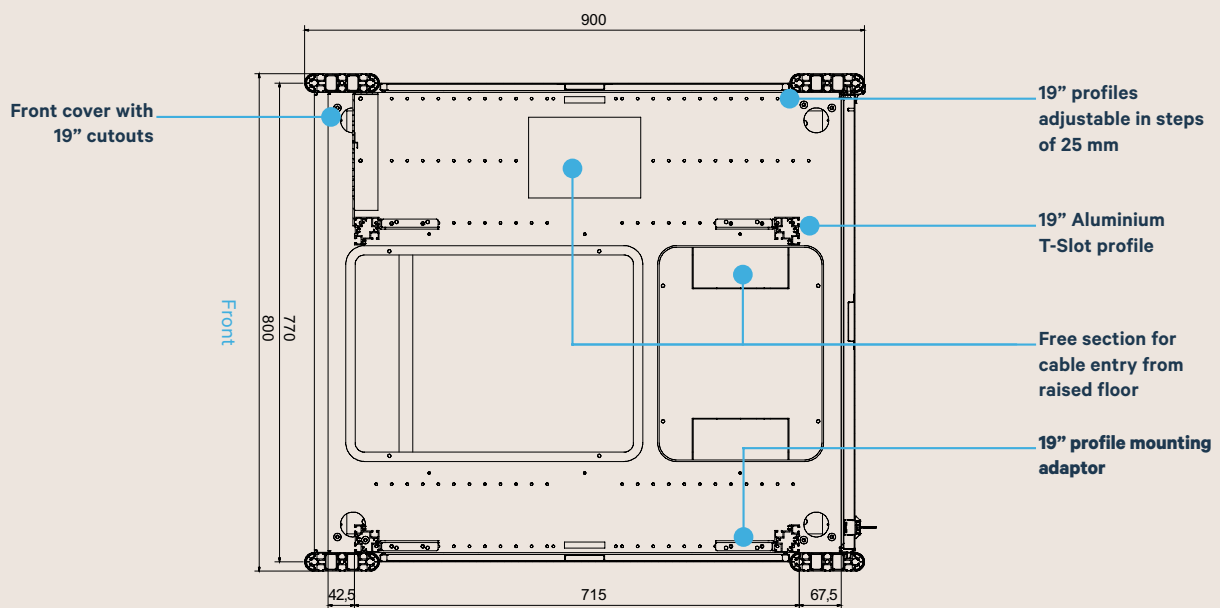
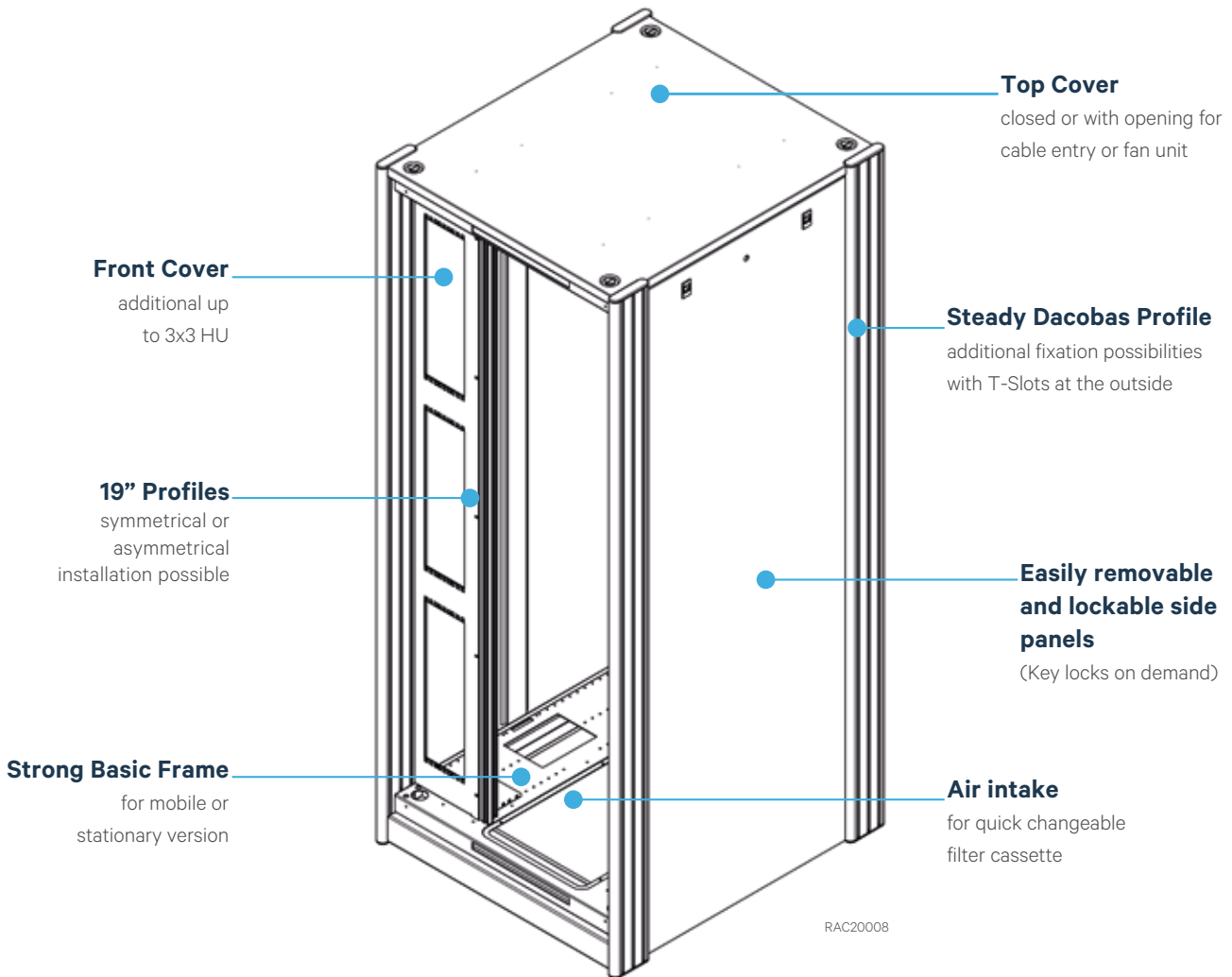
W	H	D	HU/U	h	d	kg	Model	Order-no.	UP
600	1298	870	24	1070	740	69	Stationary	01.331.020.x	1 unit
600	1431	870	27	1203,3	740	72	Stationary	01.331.021.x	1 unit
600	1565	870	30	1336,7	740	76	Stationary	01.331.022.x	1 unit
600	1698	870	33	1470	740	82	Stationary	01.331.023.x	1 unit
600	1831	870	36	1603,4	740	84	Stationary	01.331.024.x	1 unit
600	1965	870	39	1736,7	740	88	Stationary	01.331.025.x	1 unit
600	2187	870	44	1959	740	95	Stationary	01.331.026.x	1 unit
600	1298	870	24	1070	740	69	Mobile	01.331.030.x	1 unit
600	1431	870	27	1203,3	740	72	Mobile	01.331.031.x	1 unit
600	1565	870	30	1336,7	740	76	Mobile	01.331.032.x	1 unit
600	1698	870	33	1470	740	82	Mobile	01.331.033.x	1 unit
600	1831	870	36	1603,4	740	84	Mobile	01.331.034.x	1 unit
600	1965	870	39	1736,7	740	88	Mobile	01.331.035.x	1 unit
600	2187	870	44	1959	740	95	Mobile	01.331.036.x	1 unit



Dimensions in mm: W = Width
H = Height
D = Depth
h = Installation height
d = Useful depth
L = Length
HU = Standard height unit, 1 HU = 44.45 mm
19" = 482.6 mm
UP = Unit of packaging

Conversion: 1 inch = 25,4 mm
1 pound = 453,6 g
Replace 'x' with the number of your color choice

Knürr Dacobas®-19" Cabinet – W 800
19" Options



Knürr Dacobas® 19" Cabinet Type B, Width 800 mm Without front door, D 870 mm

- With fixed 19" mounting on the front and rear for DIN EN 60297-3 compliant components
- Asymmetrical Installation of 19" profiles (19" field on the right side) optional on the left side or in the center
- Additional up to 3x3 HU 19" installation space in the vertical front cover
- Installation of slot-in runners, drawers, pull-out shelves and cable management equipment
- Flexible installation of equipment with T-Slot System

• Load Rating (static)

- 1000 kg with levelling feet
- 300 kg in mobile version

• Color

Final digit of order number .1:

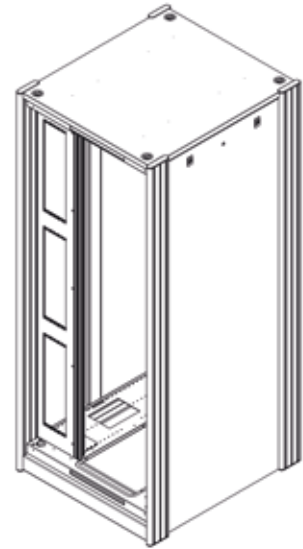
- Top cover, covers and rear door: RAL 7035, light-grey
- Cabinet extrusions: RAL 5008 grey blue

Final digit of order number .9:

- Top cover, covers and rear door: RAL 7035, light-grey
- Cabinet extrusions: RAL 7021 dark grey

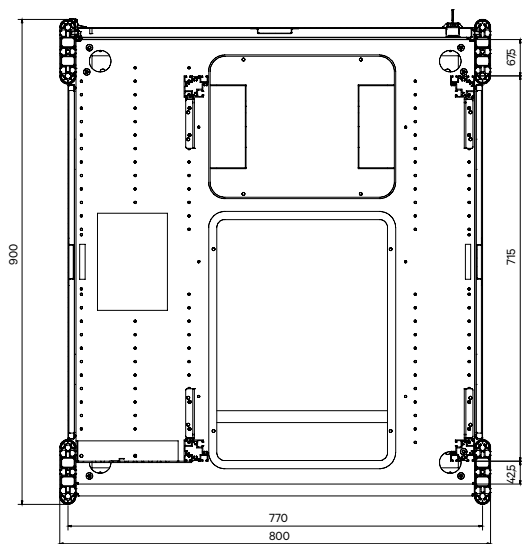
• Supply schedule

- 1 Basic rack with 4 Dacobas Profiles
- 4 19" T-Slot profiles with HU marking
- 1 Front cover with 3x3 HU additional space
- 2 side panels (removable)
- 1 Top cover, closed
- 1 Rear door, closed, sheet steel, with handle and locking set
- 4 levelling feet (stationary version)
- 4 double castors, 2x swivel castors and 2x fixed castors (for mobile version)
- 1 Earthing set (VDE 100)



RAC20008

W	H	D	HU/U	h	d	kg	Model	Order-no.	UP
800	1298	870	24	1070	715	88	Stationary	01.331.060.x	1 unit
800	1431	870	27	1203,3	715	92	Stationary	01.331.061.x	1 unit
800	1565	870	30	1336,7	715	96	Stationary	01.331.062.x	1 unit
800	1698	870	33	1470	715	100	Stationary	01.331.063.x	1 unit
800	1831	870	36	1603,4	715	105	Stationary	01.331.064.x	1 unit
800	1965	870	39	1736,7	715	111	Stationary	01.331.065.x	1 unit
800	2187	870	44	1959	715	119	Stationary	01.331.066.x	1 unit
800	1298	870	24	1070	715	88	Mobile	01.331.070.x	1 unit
800	1431	870	27	1203,3	715	92	Mobile	01.331.071.x	1 unit
800	1565	870	30	1336,7	715	96	Mobile	01.331.072.x	1 unit
800	1698	870	33	1470	715	100	Mobile	01.331.073.x	1 unit
800	1831	870	36	1603,4	715	105	Mobile	01.331.074.x	1 unit
800	1965	870	39	1736,7	715	111	Mobile	01.331.075.x	1 unit
800	2187	870	44	1959	715	119	Mobile	01.331.076.x	1 unit



Front

Dimensions in mm: W = Width
H = Height
D = Depth
h = Installation height
d = Useful depth
L = Length
HU = Standard height unit, 1 HU = 44.45 mm
19" = 482.6 mm,
UP = Unit of packaging

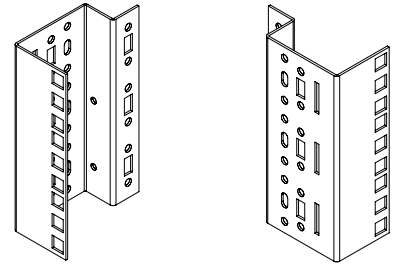
Conversion: 1 inch = 25,4 mm
1 pound = 453,6 g
Replace „x“ with the number of your color choice

RAC20009

19" Square Hole Profiles for installation in the rack at the front and rear side

- Cage nut mounting in HU pattern (19")
- **Material**
 - Sheet Steel 1,5mm, galvanized
- **Supply Schedule**
 - 2 19" square hole profiles
- **Note**
 - Please order mounting material separately (if required)

HU	Order-no.	UP
24	01.331.260.9	1 unit
27	01.331.261.9	1 unit
30	01.331.262.9	1 unit
33	01.331.263.9	1 unit
36	01.331.264.9	1 unit
39	01.331.265.9	1 unit
44	01.331.266.9	1 unit



Square hole

RAC20010

HU Tape Measure

- For sticking on 19" extrusions
- Enables fast component positioning at the correct U position
- Standard length, 48 U; shorten as required
- **Supply Schedule**
 - 1 x tape measure

HU	Order-no.	UP
48	01.128.400.9	1 unit

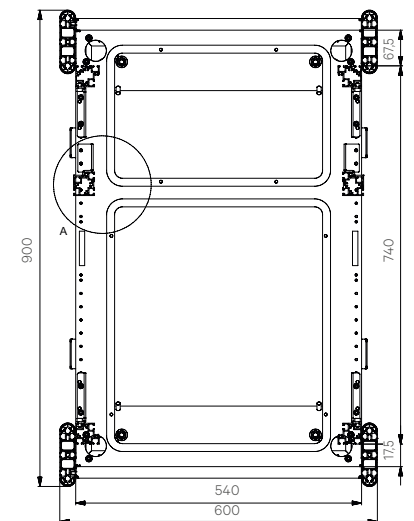


LUF20337

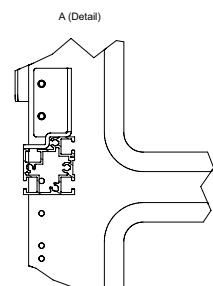
Second Mounting Level

- For mounting electric components, front panels and mounting panels
- **Material**
 - 19" Mounting level of extruded aluminium
- **Supply schedule**
 - 2 19" Mounting extrusions with T-slot
 - Mounting material
- **How supplied**
 - Flat-packed kit

HU/U	h	Order-no.	UP
24	1070,0	01.331.250.9	1 set
27	1203,3	01.331.251.9	1 set
30	1336,7	01.331.252.9	1 set
33	1470,0	01.331.253.9	1 set
36	1603,4	01.331.254.9	1 set
39	1736,7	01.331.255.9	1 set
44	1959,4	01.331.256.9	1 set




RAC20011



Side Panel

D	HU	Order-no.	UP
870	24	01.331.300.1	1 unit
870	27	01.331.301.1	1 unit
870	30	01.331.302.1	1 unit
870	33	01.331.303.1	1 unit
870	36	01.331.304.1	1 unit
870	39	01.331.305.1	1 unit
870	44	01.331.306.1	1 unit



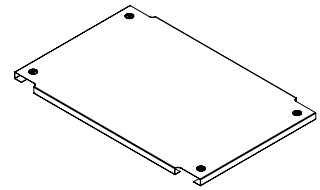
RAC20012

Top Cover

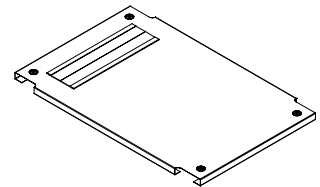
Plain cover, with cable entry, ventilation dome

- Top cover compatible with Knürr Dacobas® 19" cabinet, depth 870 mm
- Standard accessory or retro fit
- **Material / Finish**
 - Sheet steel, powder-coated texture
- **Color**
 - Top cover, RAL 7035 light-grey
- **Supply schedule**
 - 1 Top cover
 - Mounting material
 - **Only for version with cable entry:**
 - Cable entry
 - **Only for version with ventilation dome:**
 - Ventilation dome and covers
- **How supplied**
 - Pre-assembled

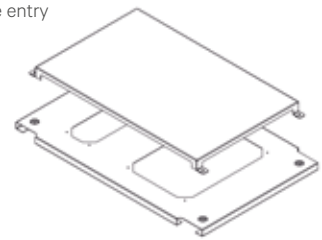
W	H	D	Model	Order-no.	UP
600			Plain cover	01.331.110.1	1 unit
600			Cable entry	01.331.111.1	1 unit
600			Ventilation Dome	01.331.112.1	1 unit
800			Plain cover	01.331.116.1	1 unit
800			Cable entry	01.331.117.1	1 unit
800			Ventilation Dome	01.331.118.1	1 unit



Plain cover



Cable entry



Ventilation dome

RAC20013

Dimensions in mm: W = Width
 H = Height
 D = Depth
 h = Installation height
 d = Useful depth
 L = Length
 HU = Standard height unit, 1 HU = 44.45 mm
 19" = 482.6 mm,
 UP = Unit of packaging

Conversion: 1 inch = 25,4 mm
 1 pound = 453,6 g
 Replace „x“ with the number of your color choice

Cover Plate for Basic Frame (front)

- To close the front side opening of the basic frame at racks without front door

W	Order-no.	UP
600	01.331.122.9	1 unit
800	01.331.123.9	1 unit



RAC20014

Knürr CoolBlast Fan Unit for Top Cover Installation Constant, thermostat, controlled

- For forced rack cooling
- Suitable for installation at any time in the top cover with ventilation dome
- DC version on request

Only for controlled version:

- Settable reference temperature (20° to 55°C)
- Speed control, 30 to 100%, with sensor break 100% rotation
- Individual fan monitoring
- Floating common alarm output for excess temperature alarm and fan failure
- Optical status display for O.K., excess temperature and fan failure
- Acoustic warning incl. reset button

Characteristic curve for controlled version

- See below right

Electrical supply

- 207..253 VAC; 50/60 Hz

Supply schedule

- 1 CoolBlast fan unit®
- 1 mains cable, 3 m with safety plug (230 VAC)
- Mounting material
- Operating instructions

Only for controlled version:

- 1 sensor cable, 2 m (plug-in)
- 1 signal cable, 2 m (plug-in)

How supplied

- Assembled, wired and tested

Note

- If applicable please order country specific mains cable

Material

- Housing: Sheet steel, high-grade steel grid

Finish


- Zinc-passivated

Only for controlled version:

- front panel, powder-coated, RAL 7035 light gray

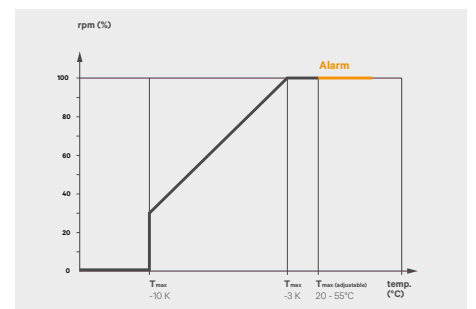


LUF20160



LUF20161

Name	Version	P(w)	Ḃ (m³/h)	ΔP(Pa)	p(dB(A))	Order-no.	UP
CoolBlastT 230V 3-fan	constant	45	495	74	45,2	03.027.301.1	1 unit
CoolBlastT 230V 6-fan	constant	90	990	74	48,8	03.027.302.1	1 unit
CoolBlastT 230V 2-fan	thermostat	30	330	74	43,4	03.027.310.1	1 unit
CoolBlastT 230V 3-fan	thermostat	45	495	74	45,2	03.027.311.1	1 unit
CoolBlastT 230V 6-fan	thermostat	90	990	74	48,8	03.027.312.1	1 unit
CoolBlastT 230V 3-fan	controlled SP	25	506	68	49,6	03.027.321.1	1 unit
CoolBlastT 230V 6-fan	controlled SP	48	1106	68	53,3	03.027.322.1	1 unit
CoolBlastT 230V 3-fan	controlled HP	32	711	173	55,8	03.027.324.1	1 unit
CoolBlastT 230V 6-fan	controlled HP	62	1422	173	59,1	03.027.325.1	1 unit



LUF20179

Doors for Dacobas® 19" Cabinet

- Door comes with ergonomic and lockable locking lever

Available versions:

- Plain door
- Perforated door
- Glass door (tempered safety glass)

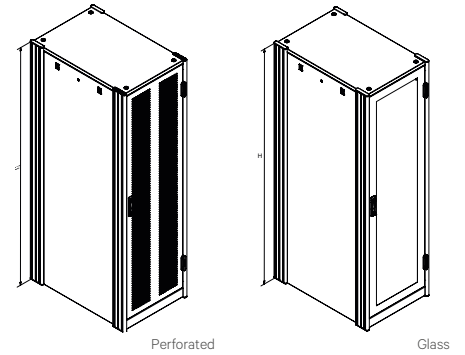
Material / Surface

- Door: sheet steel, powdercoated texture
RAL 7035 light grey
- Hinges: plastic,
RAL 7021 dark grey
- Glass door: Temperature safety glass
- Thickness: 6 mm

Supply schedule

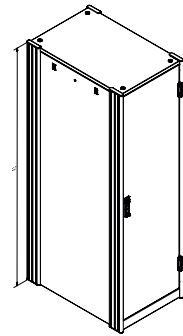
- 1 door (plain, perforated or glass)
- 2 hinges
- Mounting material

W	HU	Plain	Perforated	Glass	UP
600	24	01.331.200.1	01.331.210.1	01.331.220.1	1 unit
600	27	01.331.201.1	01.331.211.1	01.331.221.1	1 unit
600	30	01.331.202.1	01.331.212.1	01.331.222.1	1 unit
600	33	01.331.203.1	01.331.213.1	01.331.223.1	1 unit
600	36	01.331.204.1	01.331.214.1	01.331.224.1	1 unit
600	39	01.331.205.1	01.331.215.1	01.331.225.1	1 unit
600	44	01.331.206.1	01.331.216.1	01.331.226.1	1 unit
800	24	01.331.190.1	01.331.230.1	01.331.240.1	1 unit
800	27	01.331.191.1	01.331.231.1	01.331.241.1	1 unit
800	30	01.331.192.1	01.331.232.1	01.331.242.1	1 unit
800	33	01.331.193.1	01.331.233.1	01.331.243.1	1 unit
800	36	01.331.194.1	01.331.234.1	01.331.244.1	1 unit
800	39	01.331.195.1	01.331.235.1	01.331.245.1	1 unit
800	44	01.331.196.1	01.331.236.1	01.331.246.1	1 unit



Perforated

Glass



Plain

RAC20015

Bottom Cover with Cable Entry Plain cover, preperforated cut outs for cable entry

- For installation in Dacobas 19" cabinets
- Ships as plain covers
- To allow cable entry, preperforated cut outs can be removed manually

Supply schedule

- 1 Front cover
- 1 Rear cover
- Mounting material

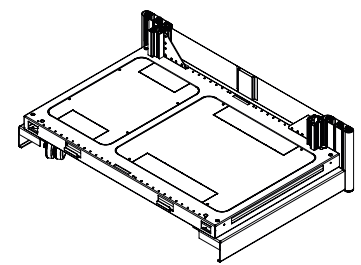
Finish / Color

- Bottom cover: sheet steel, powder-coated texture, RAL 9011, graphite black

How supplied

- Flat-packed kit

W	Order-no.	UP
600	01.331.125.9	1 set
800	01.331.124.9	1 set



RAC20016

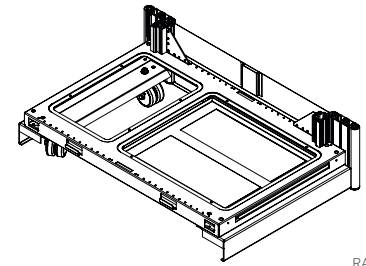
Dimensions in mm: W = Width
H = Height
D = Depth
h = Installation height
d = Useful depth
L = Length
HU = Standard height unit, 1 HU = 44,45 mm
19" = 482,6 mm
UP = Unit of packaging

Conversion: 1 inch = 25,4 mm
1 pound = 453,6 g
Replace „x“ with the number of your color choice

Bottom Cover with Filter Cassette

Filter cassette with rails

- For installation in Dacobas 19" cabinets
 - Filters intake air
 - Comfortably removable also with occupied lowest HU
 - For installation at rack's front
- **Finish / Color**
 - Air filter frame: sheet steel, powder-coated-texture, RAL 9011 graphite black
- **Supply schedule**
 - 1 Slide filter cassette
 - 1 Filter mat
 - 1 Rear cover
 - 1 Pair of slide in rails
 - Mounting material
 - **How supplied**
 - Flat-packed kit

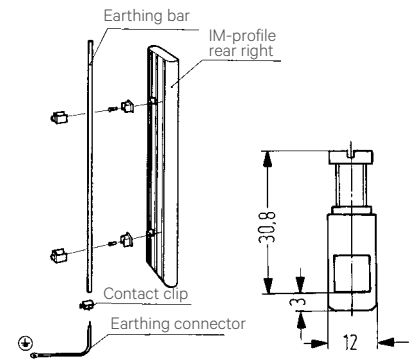


RAC20017

Name	W	Order-no.	UP
Slide in filter Cassette	600	01.331.120.9	1 set
Slide in filter Cassette	800	01.331.121.9	1 set
Replacement Filter Mat		01.350.140.9	1 unit

Earthing Accessories for Dacobas 19" rack

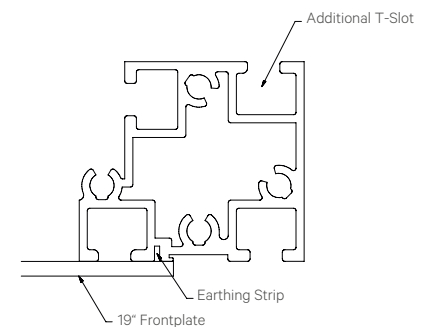
- **Material**
 - Electrolytic copper
- **Supply schedule Earthing bar**
 - 1 Earth bar
 - 3 Spring nuts, M5
 - 3 Oval head screws, M5
 - 3 Retaining clamps for earth bar
 - 2 Earth strips for front panels
 - 1 Contact clip
 - 1 Earth connection
- **Supply schedule Earthing kit**
 - 2 Earthing bolts M8x25
 - Earthing cables for top cover and side panels



Contact clip

DAC00453

Name	HU/U	L	Order-no.	UP
Earthing bar	24	1064	01.322.090.9	1 set
Earthing bar	27	1197	01.322.091.9	1 set
Earthing bar	30	1331	01.322.092.9	1 set
Earthing bar	33	1465	01.322.093.9	1 set
Earthing bar	36	1597	01.322.094.9	1 set
Earthing bar	39	1731	01.322.095.9	1 set
Contact clip			04.000.125.7	20 pcs
Earthing kit			01.331.134.7	1 set

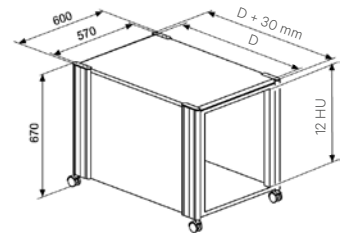


19" Mobile Cabinet

- For 19" components
- Rear and side panels removable
- Rear panel with vent slots
- ESD version for discharging electrostatic charges
- **Material / Finish**
 - Frame and covers: sheet steel
 - Castor coating: black
- **Color combination**

Final digit of order number .1:

 - Worktop, rear panel and covers, RAL 7035 light-grey
 - Top and bottom cover: RAL 9011, graphite black
 - Extrusions: RAL 5008, grey blue
- **Load rating**
 - 1600 N static
- **Tests**
 - IEC 61 340-5-1
- **Supply schedule**
 - 1 Mobile cabinet
- **How supplied**
 - Assembled



DAC00419

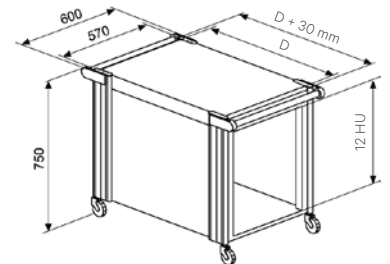
D	d	ESD	Order-no.	UP
670	566,5		01.306.009.1	1 unit
870	766,5		01.306.010.1	1 unit
870	766,5	•	01.366.010.1	1 unit

19" Laboratory Trolley

- For 19" components
- Rear and side panels removable
- Rear panel with vent slots
- ESD version for discharging electrostatic charges
- **Material / Finish**
 - Frame and covers: sheet steel
 - Castor coating: black
 - Handle: extruded aluminium, smooth
- **Color combination**

Final digit of order number .1:

 - Worktop, rear panel and covers: RAL 7035 light-grey
 - Top and bottom cover: RAL 9011, graphite black
 - Extrusions: RAL 5008, grey blue
- **Tests**
 - IEC 340-5-1
- **Supply schedule**
 - 1 Laboratory trolley



DAC00418

D	d	ESD	Order-no.	UP
670	566,5		01.306.013.1	1 unit
870	766,5		01.306.014.1	1 unit
870	766,5	•	01.366.014.1	1 unit

Dimensions in mm: W = Width
H = Height
D = Depth
h = Installation height
d = Useful depth
L = Length
HU = Standard height unit, 1 HU = 44,45 mm
19" = 482,6 mm
UP = Unit of packaging

Conversion: 1 inch = 25,4 mm
1 pound = 453,6 g
Replace „x“ with the number of your color choice

Doors 12 HU

- Lockable, for 19" pedestal
- **Finish**
 - **Acryl Glass:**
 - Frame, black, anodised
 - Plexiglass, umbra 802

- **Closed door:**
 - Sheet steel, powder coated RAL7035

- **Supply schedule**
 - 1 Door
 - 2 Stopper extrusions
 - Mounting material



DAC00483

Model	Order-no.	UP
Acryl glass door	01.322.050.9	1 unit
Steel door , closed	01.322.130.1	1 unit

19" -Chassis Runners for Knürr Dacobas®

- For installation in 19" racks with vertical profiles in the front and rear
- Reliable mounting system for 19" slide in equipment
- **Load Rating (static)**
 - 70 kg per pair with evenly distributed load
- **Material**
 - Extruded aluminum profile

- **Surface**
 - Blank
- **Supply schedule**
 - 2 chassis runners
 - Mounting material
- **How supplied**
 - By batches

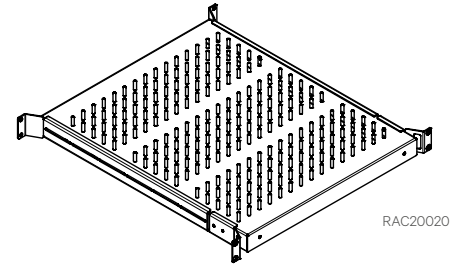


RAC20018

Model	Installation depth	Order-no.	UP
For 19" Rack D670 Type B	515 / 518 mm	01.350.910.9	1 set
For 19" Rack D670 Type C	565 / 566,5 mm	01.350.909.9	1 set
For 19" Rack D870 Type B	715 / 718 mm	01.350.912.9	1 set
For 19" Rack D870 Type C	765 / 766,5 mm	01.350.911.9	1 set
For 19" Rack D870 Type C	740 mm	01.350.915.9	1 set

19" Shelf, Fixed, Heavy Duty

- For installation in 19" racks with vertical profiles in the front and rear
- With perforation to optimise air supply
- **Dimensions**
 - Usable width: 408 mm
 - Height: 1 HU
 - Usable depth: 500mm
- **Material**
 - Sheet steel 1mm, powder coated
- **Color**
 - RAL7035 light grey
- **Installation depth**
 - 515 – 766,5 mm
- **Supply schedule**
 - 1 shelf
 - 1 pair of mounting adapters
 - Mounting material
- **How supplied**
 - Pre-assembled

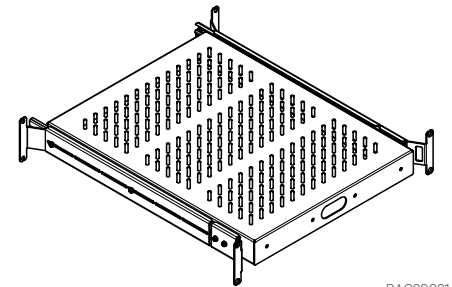


RAC20020

Item	Max. Load	d	Order-no.	UP
19" Shelf, fixed	100 kg	515 – 766,5	01.350.930.1	1 set

19" Shelf, Fully Retractable

- For installation in 19" racks with vertical profiles in the front and rear
- Fully retractable with „auto-hold“
- Usable as shelf and as tray
- With perforation to optimise air supply
- Tool-less removable
- **Dimensions**
 - Usable width: 383 mm
 - Height: 2 HU
 - Usable depth: 500mm
- **Material**
 - Shelf, sheet steel 1,0mm powder coated
- **Color**
 - RAL7035 light grey
- **Installation depth**
 - 515 – 766,5 mm
- **Supply schedule**
 - 1 shelf
 - 1 Pair of telescopic slides incl. adapter brackets
 - Mounting material
- **How supplied**
 - Pre-assembled




RAC20021

Item	Max. Load	d	Order-no.	UP
19" Shelf, fully retractable	40 kg	515 – 766,5	01.350.931.1	1 set

19" shelf, 1RU

- For mounting in the 19" KVM Ready technology substructure or also in the installation module
- Mounting material included
- **Material**
 - Sheet steel 1.5 mm
- **Load capacity**
 - 20 kg static
- **Supply schedule**
 - 1 shelf
 - Mounting material



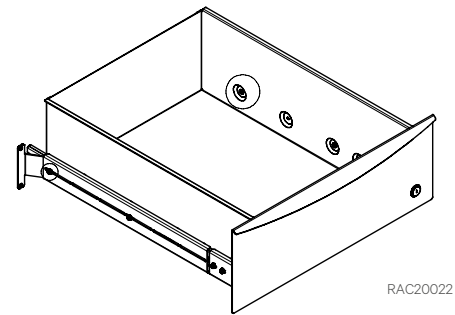
W	H	W x L	Version	Order-no.	UP
482.6	50	442 x 260	RAL7035 Light grey	04.501.038.1	1 unit
482.6	50	442 x 260	RAL7021 Black grey	04.501.038.8	1 unit

Dimensions in mm: W = Width
 H = Height
 D = Depth
 h = Installation height
 d = Useful depth
 L = Length
 HU = Standard height unit, 1 HU = 44.45 mm
 19" = 482.6 mm,
 UP = Unit of packaging

Conversion: 1 inch = 25,4 mm
 1 pound = 453,6 g
 Replace „x“ with the number of your color choice

19" Drawer with Lock

- For installation in 19" racks with vertical profiles in the front and rear
 - Fully retractable with „auto-hold“
 - Tool-less removable
- **Dimensions**
 - Usable width: 375 mm
 - Height: 1 HU - 4 HU
 - Usable depth: 500mm
 - **Material**
 - Shelf, sheet steel 1,0mm (1,5 mm Front cover), powder coated
 - **Color**
 - RAL7035 light grey
 - **Installation depth**
 - 515 – 766,5 mm
 - **Supply schedule**
 - 1 Drawer with lock
 - 1 Pair of telescopic slides incl. mounting adapter
 - Mounting material
 - **How supplied**
 - pre-assembled



RAC20022

Item	Max. Load	d	Order-no.	UP
19" Drawer 1HE	10 kg	515 – 766,5	01.350.921.1	1 unit
19" Drawer 2HE	25 kg	515 – 766,5	01.350.922.1	1 unit
19" Drawer 3HE	25 kg	515 – 766,5	01.350.923.1	1 unit
19" Drawer 4HE	25 kg	515 – 766,5	01.350.924.1	1 unit

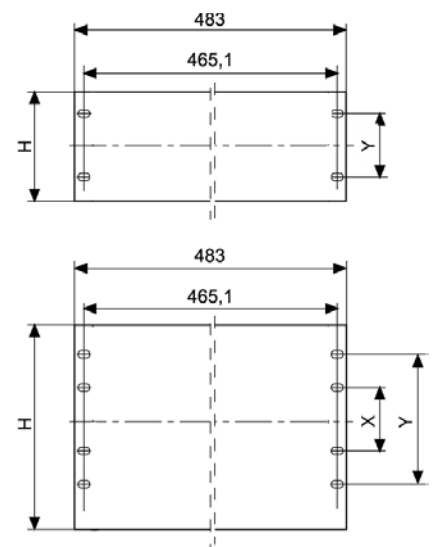
19" Front Plate Aluminum 3 mm

- **Material / Finish**
 - Final digit of order number .0:**
 - AlMg3 - F23 polished with lamination sheet.
 - Final digit of order number .1:**
 - AlMg3 - F23, powder-coated, RAL 7035, light-grey.
 - Final digit of order number .6:**
 - AlMg3 - F23 EB (anodize-enabled), anodized E6/EV1.
 - Final digit of order number .8:**
 - AlMg3 - F23, powder-coated, RAL 7021, dark-grey
- **Supply schedule**
 - 1 x 19" front plate
- **How supplied**
 - Single items
- **Note**
 - Please also order the appropriate mounting kit for the front plates



FR000005

H	X	Y	U	Model	Order-no.	UP
43,6		31,7	1	Polished	02.008.021.0	1 unit
88,1		76,2	2	Polished	02.008.022.0	1 unit
132,5		57,1	3	Polished	02.008.023.0	1 unit
177		101,6	4	Polished	02.008.024.0	1 unit
265,9	76,2	190,4	6	Polished	02.008.026.0	1 unit
43,6		31,7	1	Powder-coated, RAL 7035	02.008.021.1	1 unit
88,1		76,2	2	Powder-coated, RAL 7035	02.008.022.1	1 unit
132,5		57,1	3	Powder-coated, RAL 7035	02.008.023.1	1 unit
177		101,6	4	Powder-coated, RAL 7035	02.008.024.1	1 unit
265,9	76,2	190,4	6	Powder-coated, RAL 7035	02.008.026.1	1 unit
43,6		31,7	1	Powder-coated, RAL 7021	02.008.021.8	1 unit
88,1		76,2	2	Powder-coated, RAL 7021	02.008.022.8	1 unit
132,5		57,1	3	Powder-coated, RAL 7021	02.008.023.8	1 unit
43,6		31,7	1	Anodized	02.008.071.6	1 unit
88,1		76,2	2	Anodized	02.008.072.6	1 unit
132,5		57,1	3	Anodized	02.008.073.6	1 unit
177		101,6	4	Anodized	02.008.074.6	1 unit
265,9	76,2	190,4	6	Anodized	02.008.076.6	1 unit



MEC20109

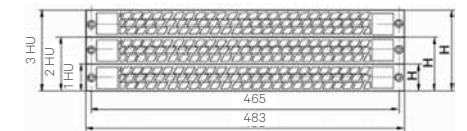
19" Vented Front Cover Plate

- Provides additional ventilation for 19" racks and 19" plinths compliant with IEC 297
- **Material / Color**
 - Final digit of order number .1:**
 - ABS (UL 94 V0), light-grey RAL 7035
 - Final digit of order number .9:**
 - ABS (UL 94 V0), black RAL 9011
- **Supply schedule**
 - 1 x vented front cover plate
 - 2 x connectors
- **How supplied**
 - In sets
- **Note**
 - Please also order the appropriate mounting kit for the front plates

W	H	U	Order-no.	UP
483	43,6	1	02.008.111.1	1 unit
483	43,6	1	02.008.111.9	1 unit



LUF88006



LUF00093

Cover-plate Filter for 19" vented front cover plate

- Used with 19" vented front cover plate
- **Material / Color**
 - Non-woven and screen cloth
- **Supply schedule**
 - 1 x cover-plate filter
 - 1 x Mounting kit
- **How supplied**
 - In sets

U	Order-no.	UP
1	02.008.131.9	1 unit



MEC20144



MEC20149

Document Holder

- Self-adhesive; for higher loads use 6 mm holes
- For DIN A4 documents
- **Material**
 - High-impact Polystyrol
- **Color**
 - Grey
- **Supply schedule**
 - 1 x document holder

W	L	D	Order-no.	UP
264	236	30	05.016.045.0	1 unit



MEC20027

Dimensions in mm: W = Width
 H = Height
 D = Depth
 h = Installation height
 d = Useful depth
 L = Length
 HU = Standard height unit, 1 HU = 44,45 mm
 19" = 482,6 mm,
 UP = Unit of packaging

Conversion: 1 inch = 25,4 mm
 1 pound = 453,6 g
 Replace „x“ with the number of your color choice

19" Blanking Panel, Cable Port threaded connection

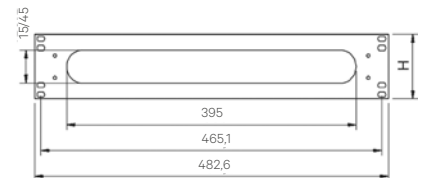
- For organized cable management inside the rack.
- With edge protector
- **Material**
 - Sheet steel, 1.0 mm
- **Finish**

Final digit of order number .1:

 - powder-coated texture, RAL 7035, light grey.
- **Supply schedule**
 - 6 x QuickFix 19" blanking panel cable ports
- **How supplied**
 - In sets
- **Note**
 - Please also order mounting kit for front panel



CUD00021



CUD00023

W	H	U	Order-no.	UP
483	44	1	01.103.231.1	6 units
483	88	2	01.103.232.1	3 units



CUD00022

Multifunctional Rail

- For cabling guiding and fixation with cable ties
- Universal fixation possibilities with holes for cage nut installation
- Flexible distance between 2 multi-rails by installation with T-Slot system
- **Material**
 - sheet steel 1,5 mm
- **Surface**
 - Zinc coated
- **Installation position**
 - in depth at the 19" vertical profiles
- **Supply schedule**
 - 1 Multifunctional rail



RAC20023

d	Order-no.	UP
715	01.331.784.7	1 unit
740	01.331.785.7	1 unit
765	01.331.786.7	1 unit

Cable Routing Ring

- For organized cable management.
- Open version, no threading
- Secured on the T-slots of the vertical extrusions
- Any installation position selectable
- **Material / Finish**
 - PA 6, GF 15, black, UL 94-HB
- **Supply schedule**
 - 5 x cable routing rings
 - 1 x Mounting kit
- **How supplied**
 - In sets



ELM00025

Model	Order-no.	UP
54 x 118 mm	01.312.207.9	5 units

Cable Routing QuickStrip

- For organized cable management
- Dimension:
 - Outside 61 mm x 42,5 mm
 - Inside 52 mm x 23 mm
- **Material**
 - PA 6, GF30, grey
- **Supply schedule**
 - 10 QuickStrip cable routing ties
- **How supplied**
 - In sets
- **Note**
 - Please order mounting material separately



MEC20185


Model	Order-no.	UP
QuickStrip	00.218.506.0	10 units

Cable Cantilever

- Easy mounting in rack /on the shelf; easy connection/disconnection from shelf or rack with a spring clip
- Guarantees defined and kink-free cable management
- Minimum space requirement at the back of shelves: 40 mm
- **Material / Finish**
 - Sheet steel, 1,5 mm, zinc passivated
- **Supply schedule**
 - 1 x cable cantilever
 - 1 x Mounting kit
- **How supplied**
 - In sets



MEC20154



MEC88005

Type	Order-no.	UP
2-piece	01.102.728.0.001	1 unit

19" Cable Routing Board 1 U

- For orderly cable routing
- Enables safe and secure cable routing of copper and fiberglass cables
- **Material / Finish**
 - Front plate, sheet steel, 1.5 mm, powder coated.
- **Color**
 - RAL 7035, light grey.
- **External dimensions**
 - **Cable routing:**
 - 55 x 22 mm, plastic
- **Supply schedule**
 - 1 x 19" front plate
 - 5 x cable routers
- **How supplied**
 - Pre-assembled
- **Note**
 - Please also order mounting material for front plates



MEC00110



MEC20103

W	U	Jumpering space	Order-no.	UP
483	1	from 80 mm	05.040.111.1	1 unit

Velcro Rolls (by the meter)

- For strain-free fastening and bundling of Cu and fiber optic cables
- Velcro rolls can be cut to any required length
- **Material / Color**
 - Black, One-Wrap fastener
 - F.R.T., UL 94-V2
 - Blue: One-Wrap fastener
- **Supply schedule**
 - 1 meter or 25 meter Velcro rolls
- **How supplied**
 - Sold by the meter



MEC20048




MEC20147

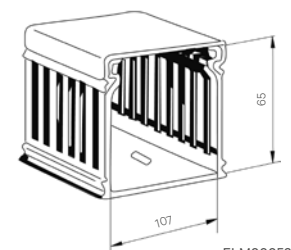
W	U	Model	Order-no.	UP
16	1000	Black	05.040.060.9	1 meter
16	25000	Black	05.040.065.9	25 meters

Cable Duct

- Ideal for organized and covered cable management of jumper cables
- **Material**
 - Hard PVC
- **Finish**
 - Stone-grey RAL 7030
- **Supply schedule**
 - 1 x cable duct with cover
 - 1 x Mounting kit



ELM00004



ELM00052

L	Order-no.	UP
2000	01.117.098.3	1 unit

Dimensions in mm: W = Width
H = Height
D = Depth
h = Installation height
d = Useful depth
L = Length

HU = Standard height unit, 1 HU = 44.45 mm
19" = 482.6 mm,
UP = Unit of packaging

Conversion: 1 inch = 25.4 mm
1 pound = 453.6 g

Replace „x“ with the number of your color choice

C extrusion Rail

- Cables secured with U-clamps or cable clamping bars

- **Supply schedule**
 - 1x C extrusion rail

W	L	Order-no.	UP
19"	508	01.110.719.9	1 unit



MIR00096

U Clamp

- Reduces cabling strain and permits individual routing of cables and lines
- Clamping range, 8–64 mm

- **Supply schedule**
 - 25 x U clamps
 - 25 x clamping saddles

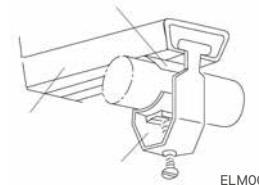
- **Material**
 - Steel / plastic

- **How supplied**
 - In sets

Clamping range	Order-no.	UP
8–12 mm	05.040.150.9	1 unit
12–16 mm	05.040.151.9	1 unit
16–22 mm	05.040.152.9	1 unit
22–28 mm	05.040.154.9	1 unit
34–40 mm	05.040.155.9	1 unit
46–52 mm	05.040.157.9	1 unit



MIR00096



ELM00086

Dimensions in mm: W = Width
 H = Height
 D = Depth
 h = Installation height
 d = Useful depth
 L = Length
 HU = Standard height unit, 1 HU = 44.45 mm
 19" = 482.6 mm,
 UP = Unit of packaging

Conversion: 1 inch = 25.4 mm
 1 pound = 453.6 g
 Replace „x“ with the number of your color choice

Front Panel Mounting Kit, T-slot, M5 wide

- For mounting 19" front panels and 19" components
- **Supply schedule**
 - Type 1:**
 - 50 spring nuts, M5 wide
 - 50 oval head screws, Z-form, M5 x 10
 - Type 2:**
 - 50 spring nuts, M5 wide
 - 50 countersunk screws, M5 x 12
 - 50 rosettes
- **How supplied**
 - Flat-packed kit

W	H	D	Model	Order-no.	UP
			Type 1: Z-form screw	05.041.335.9	1 set
			Type 2: Screw+rosette	05.041.340.9	1 set

Type 1



MEC20129

Type 2



MEC20130

Spring Nut

- For clipping into T-slots at any position
- **Type 1:**
 - M5 wide
 - T-nut size: 10 x 13 mm
- **Type 2:**
 - M5 narrow
 - T-nut size: 8 x 13 mm
- **Type 3:**
 - M6
 - T-nut size: 10 x 13 mm
- **Supply schedule**
 - 50 spring nuts
- **How supplied**
 - Flat-packed kit

W	H	D	Model	Order-no.	UP
			Typ 1: M5 wide	01.350.431.9	1 set
			Typ 2: M5 narrow	05.041.503.9	1 set
			Typ 3: M6	01.350.405.9	1 set



MEC00060

Oval Head Screw

- IEC DIN 967
- **Supply schedule**
 - 50 oval head screws, Z-form
- **How supplied**
 - Flat-packed kit

W	H	D	Model	Order-no.	UP
			M5 x 10	05.041.330.9	1 set
			M5 x 16	05.041.331.9	1 set
			M6 x 10	05.041.332.9	1 set
			M6 x 16	05.041.333.9	1 set



MEC20140

Countersunk Screw + Rosette

- IEC DIN EN ISO 7047
- **Supply schedule**
 - 50 countersunk screws
 - 50 rosettes
- **How supplied**
 - Flat-packed kit

W	H	D	Model	Order-no.	UP
			M5 x 12	05.041.203.9	1 set
			M5 x 16	05.041.290.9	1 set

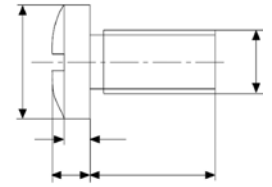


MEC20141

Oval Head Screw With Phillips head

- IEC DIN EN ISO 7045
- **Supply schedule**
 - 1 set of 50 units

W	H	D	L	Model	Order-no.	UP
			8	M 4 no washer	05.041.607.8	1 set
			8	M 5 no washer	05.041.611.8	1 set
			12	M 4 no washer	05.041.609.8	1 set
			12	M 5 with washer	05.041.613.8	1 set
			16	M 5 with washer	05.041.614.8	1 set
			16	M 6 with washer	05.041.616.8	1 set

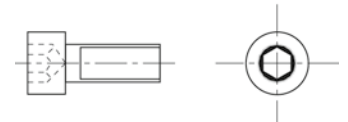


MEC00014

Cylinder Screw M6 x 10 self-securing

- **Supply schedule**
 - 1 set of 100 units

Order-no.	UP
01.350.402.9	100 units



MIR00121

Phillips Head Screw With washer

- **Supply schedule**
 - 1 set of 100 units

Order-no.	UP
01.350.401.9	100 units

Cage Nut

- For clipping into extrusions with mounting holes
- **Type 1:**
 - Plate, 1,5 mm for Dacobas Rack/Miracel / Smaract / ConAct /SoHo.
- **Type 2:**
 - Plate, 2,5 mm for Miracel Server /Smaract Server/ DoubleProRack mounting holes
- **Supply schedule**
 - 50 x cage nuts
- **How supplied**
 - In sets



MEC20139

Model	Order-no.	UP
M5: Type 1: Plate, 1,5 mm	05.041.513.7	1 set
M5: Type 2: Plate, 2,5 mm	05.041.518.7	1 set
M6: Type 1: Plate, 1,5 mm	05.041.514.7	1 set
M6: Type 2: Plate, 2,5 mm	05.041.519.7	1 set

Dimensions in mm: W = Width
H = Height
D = Depth
h = Installation height
d = Useful depth
L = Length
HU = Standard height unit, 1 HU = 44,45 mm
19" = 482,6 mm,
UP = Unit of packaging

Conversion: 1 inch = 25,4 mm
1 pound = 453,6 g
Replace „x“ with the number of your color choice

Distribution Box

- For mounting top-hat rail components from installation technology, such as fuses, terminals, relays, etc.
- On request: Available fully assembled and wired. Other variants and designs available on request.
- Installation space for up to 22 installation devices, each 18 mm wide.
- Snap-in mounting of top-hat rail components.
- 16 PG cable glands for cable entry and strain relief on the rear.
- Can be used for power distribution at 230 V AC, but also in the low-voltage range (e.g. 48 V DC).
- 19" plug-in unit, 3 U, depth 160 mm (without PG cable glands).

- **Material / Finish**
 - Powder-coated RAL 7035 light grey texture
- **Supply schedule**
 - 1 distribution box.
 - Cable entry, strain reliefs, blanking covers and earthing kit.
- **How supplied**
 - Fully assembled



HEI00379



HEI20282

W	H	D	U	19"	Order-no.	UP
482,6	134	160	3	•	03.013.385.1	1 unit

Cable Routing Set

- For cable routing on the T-slots of the Knürr extrusions, for example
- **Color**
 - Grey
- **Supply schedule**
 - 1 spiral cable
 - Mounting material
- **How supplied**
 - Flat packed kit

D	L	Model	Order no.	UP
40	500	Grey	01.350.543.9	1 unit
20	500	Grey	01.350.542.9	1 unit



MOB00241

RJ 45 Network Port

- For mounting in the technical pedestal
- With retaining bracket
- **Color**
 - Socket: RAL 9010 pure white
- **Supply schedule**
 - 1 on plaster socket (2x RJ45 YAD-CAT6 8/8)
 - 1 mounting bracket
 - Mounting material

Order no.	UP
01.350.553.9	1 unit



ERG20061

Modular Terminal Box

- For 230V electro-installation on-site
 - With series terminal, 8 x 42
 - Pg 11/16 entry
 - IP 54
- **Material**
 - High-impact, fire-resistant polystyrene
 - **Supply schedule**
 - 1 modular terminal box
 - 4 Pg compression glands, Pg11



ELM00128

Order no.	UP
01.117.521.9	1 unit

Cable Junction Box

- For 230V electro-installation on-site
 - As fixed-location exchange point
 - Simple and quick mounting
 - Complete with mounting material
- **Supply schedule**
 - 1 cable junction box
 - 1 mounting bracket
 - Mounting material



ELM00033

Order no.	UP
00.078.720.9	1 unit

Equipotential Bonding Bar

- For central earthing of all protective conductors
 - With sealing cover
 - Connection options:
 - 1 x round conductor 8-10 mm Ø
 - 1 x flat conductor up to 30 mm wide or round conductor 8-10 mm Ø
 - 7 x one or several-wire conductors up to 16 mm² or fine wire conductor up to 10 mm²
- **Material**
 - Base and cover, high-impact plastic
 - Contact strip, brass, nickel-plated
 - **Supply schedule**
 - 1 equipotential bonding bar



ELM00114

Order no.	UP
01.117.524.3	1 unit

WARRANTY & MAINTENANCE PACKAGES

ESSENTIAL



SCOPE OF SERVICES:

- **24/7 service hotline** – available at all times for rapid support from our experts
- **Reliable fault rectification** – service call-out within a maximum of 10 working days
- **Replacement parts included** – no additional material costs in the event of a fault

Knürr® Warranty – ESSENTIAL

Description	Order-nr.
Warranty 24 months (2Y)	94.000.024.0
Warranty 36 months (3Y)	94.000.036.0
Warranty 48 months (4Y)	94.000.048.0
Warranty 60 months (5Y)	94.000.060.0

Knürr® proactive on-site maintenance

Description	Order-nr.
Maintenance	94.001.000.0
Maintenance with DGUV/V3	94.001.000.0000001
Maintenance with Thermoscan	94.001.000.0000002

*In accordance with Knürr warranty terms and conditions

PREMIUM



SCOPE OF SERVICES:

- **24/7 service hotline** – available at all times for rapid support from our experts
- **Reliable fault rectification** – service call-out within a maximum of 5 working days
- **Replacement parts included** – no additional material costs in the event of a fault
- **On-site repairs included** – travel costs and labour costs are already included in the service package

Knürr® Warranty – PREMIUM

Description	Order-nr.
Warranty 24 months (2Y)	94.000.024.1
Warranty 36 months (3Y)	94.000.036.1
Warranty 48 months (4Y)	94.000.048.1
Warranty 60 months (5Y)	94.000.060.1
Warranty 72 months (6Y)	94.000.072.1
Warranty 84 months (7Y)	94.000.084.1
Warranty 96 months (8Y)	94.000.096.1
Warranty 108 months (9Y)	94.000.108.1
Warranty 120 months (10Y)	94.000.120.1

Ergonomically designed products and solutions from a single source

Knürr GmbH is one of the world's leading specialists for innovative solutions in safety- and performance-critical control centres and command rooms. For more than 50 years, the company, headquartered in Germany, has been delivering tailor-made and fully integrated workspace systems designed for demanding 24/7 operations.

Learn more about Knürr solutions and services at www.knuerr.com

Knürr GmbH
 Mariakirchener Straße 38
 94424 Arnstorf
 Germany
 T +49 8723 28 0
 F +49 8723 28 138
 info@knuerr.com
 www.knuerr.com



knürr
World of control rooms

knuerr.com | **Knürr GmbH**, Mariakirchener Straße 38, 94424 Arnstorf, Germany ID-Nr. DE 363797731

© 2026 Knürr GmbH. All rights reserved. Knürr® and the Knürr logo are trademarks or registered trademarks of Knürr GmbH. All other names and logos referred to are trade names, trademarks or registered trademarks of their respective owners. While every precaution has been taken to ensure accuracy and completeness herein, Knürr GmbH assumes no responsibility, and disclaims all liability, for damages resulting from use of this information or for any errors or omissions. Specifications are subject to change without notice.

09.991.116.0.000001 • EN • #10065 Version 19.03.2026